

EDGE COMPACT

OEM

HVAC + R

CABIN / MUX



MAIN FUNCTIONS

REFRIGERATION

CLIMATIZATION

CABIN CONTROL

MULTIPLEX

PRE-HEATER TIMER

CHARACTERISTICS

- Available as HMI Human Machine Interface (CAN Bus)
- Customizable Design
- Customizable Functions
- Multifunction
- One Wire Communication (optional)
- Function Hourmeters
- Customer Logo on panel
- Integrated or remote I/Os (ECU)
- USB interface through ECU (optional)
- Telematics through additional module
- Bluetooth and Wi-Fi Modules Interface
- Two temperature scales
- Automotive connector
- Rubber keyboard

CONFIGURATION OPTIONS

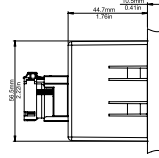
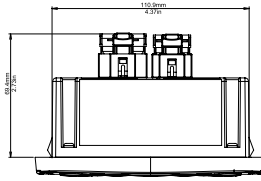
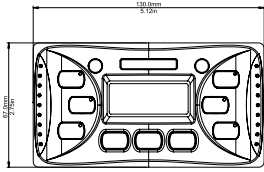
INPUTS: Analogs and Digitals.

OUTPUTS: Negative Digitals or through external ECU: Analogs, Positive Digitals, Bridge (flap motor) and PWM.

COMMUNICATION: ECU Module or Telematics Module.

AVAILABLE FOR





Approximated weight: 175g

CONNECTORS



MCP AMP 9 ways
Part Number: 8-968971 - 1
Terminal - PN: 1-968851-1
Manufacturer: Tyco Electronics



MCP 12 ways
Part Number: 8-968972-1
Terminal - PN: 1-968851-1
Manufacturer: Tyco Electronics



MINI-FIT 8 ways
Part Number: 39-01-2080
Terminal - PN: 39-00-0038
Manufacturer: Molex



MINI-FIT 12 ways
Part Number: 39-01-2120
Terminal - PN: 39-00-0038
Manufacturer: Molex

TECHNICAL DATA	
OPERATING VOLTAGE	12 VDC / 24 VDC
OPERATING VOLTAGE RANGE	9 VDC to 30 VDC / 10 VDC to 30 VDC
MAXIMUM VOLTAGE	32 VDC during 5 min
MAXIMUM CURRENT PER OUTPUT	500 mA
OUTPUT SHORT-CIRCUIT	Protected **
REVERSE POLARITY	Protected **
OPERATING TEMPERATURE RANGE	-40°C to +85°C
STORAGE TEMPERATURE	-40°C to +85°C / -40°F to +185°F
TEMPERATURE SENSOR	NTC - For other sensor types please consult with our technical team
PROTECTION DEGREE	IP 30
COMMUNICATION	One Wire / CAN Bus / RS485
MAXIMUM CURRENT CONSUMPTION	120mA @ 12 VDC / 70mA @ 24 VDC ***
STANDBY CONSUMPTION	60mA @ 12 VDC / 40mA @ 24 VDC ***

* Concept product / Concept product ** According to product configuration. *** Consumption may vary according to customer specifications.
We keep the right to update or change information regarding products without prior notice.

FUNCTIONS UNDER REQUEST



WI-FI



BLUETOOTH



CELL PHONE
INTERFACE



CAN BUS



REMOTE I/O
NETWORK



DATA
LOGGER



CUSTOMIZABLE
INTERFACES



HMI



Choose the best option for your system

PIN CN1	EDGE COMPACT POSSIBLE CONFIGURATIONS - HARDWARE 1				
1	ANALOG INPUT	OR	DIGITAL INPUT	OR	--
2	GND	OR	--	OR	--
3	GND	OR	--	OR	--
4	CAN H	OR	--	OR	--
5	CAN L	OR	--	OR	--
6	DIGITAL OUTPUT NEGATIVE 0.5A	OR	PWM OUTPUT	OR	--
7	ONE WIRE	OR	--	OR	--
8	DIGITAL OUTPUT NEGATIVE 0.5A	OR	PWM OUTPUT	OR	--
9	DIGITAL OUTPUT NEGATIVE 0.5A	OR	PWM OUTPUT	OR	--
PIN CN2					
1	ANALOG INPUT	OR	DIGITAL INPUT	OR	--
2	GND	OR	--	OR	--
3	DIGITAL INPUT	OR	--	OR	--
4	DIGITAL INPUT	OR	--	OR	--
5	GND	OR	--	OR	--
6	DIGITAL OUTPUT NEGATIVE 0.5A	OR	PWM OUTPUT	OR	--
7	VBAT RTC	OR	--	OR	--
8	POWER SUPPLY	OR	ANALOG INPUT	OR	--
9	DIGITAL OUTPUT NEGATIVE 0.5A	OR	PWM OUTPUT	OR	--
10	DIGITAL OUTPUT NEGATIVE 0.5A	OR	PWM OUTPUT	OR	ONE WIRE
11	DIGITAL OUTPUT NEGATIVE 0.5A	OR	DIGITAL OUTPUT POSITIVE 0.5A	OR	--
12	DIGITAL OUTPUT NEGATIVE 0.5A	OR	PWM OUTPUT	OR	--

PIN CN1	EDGE COMPACT - CONNECTOR MINI FIT POSSIBLE CONFIGURATIONS - HARDWARE 2				
1	DIGITAL OUTPUT NEGATIVE 0.5A	OR	DIGITAL OUTPUT NEGATIVE 0.5A	OR	--
2	DIGITAL OUTPUT NEGATIVE 0.5A	OR	DIGITAL OUTPUT NEGATIVE 0.5A	OR	BRIDGE H1
3	DIGITAL OUTPUT NEGATIVE 0.5A	OR	DIGITAL OUTPUT NEGATIVE 0.5A	OR	BRIDGE H2
4	POWER SUPPLY	OR	--	OR	--
5	DIGITAL OUTPUT NEGATIVE 0.5A	OR	DIGITAL OUTPUT NEGATIVE 0.5A	OR	BRIDGE H1
6	DIGITAL OUTPUT NEGATIVE 0.5A	OR	DIGITAL OUTPUT NEGATIVE 0.5A	OR	BRIDGE H2
7	DIGITAL OUTPUT NEGATIVE 0.5A	OR	DIGITAL OUTPUT NEGATIVE 0.5A	OR	PWM OUTPUT
8	GND	OR	--	OR	--
PIN CN2					
1	ANALOG INPUT	OR	DIGITAL INPUT	OR	--
2	ANALOG INPUT	OR	DIGITAL INPUT	OR	--
3	ANALOG INPUT	OR	DIGITAL INPUT	OR	--
4	ANALOG INPUT	OR	DIGITAL INPUT	OR	--
5	ANALOG INPUT	OR	DIGITAL INPUT	OR	--
6	ANALOG INPUT	OR	--	OR	--
7	GND	OR	--	OR	--
8	GND	OR	--	OR	--
9	GND	OR	DIGITAL INPUT	OR	--
10	GND	OR	--	OR	--
11	GND	OR	--	OR	--
12	DIGITAL INPUT	OR	--	OR	--

PRODUCT CONFIGURATION

EDGE COMPACT – USB POSSIBLE CONFIGURATIONS - HARDWARE 3			
PIN CN1			
1	PWM PUSH PULL	OR	--
2	PWM PUSH PULL	OR	--
3	PWM PUSH PULL	OR	--
4	DIGITAL OUTPUT NEGATIVE 0.5A	OR	--
5	DIGITAL OUTPUT NEGATIVE 0.5A	OR	--
6	DIGITAL OUTPUT NEGATIVE 0.5A	OR	--
7	ANALOG INPUT	OR	DIGITAL INPUT
8	ANALOG INPUT	OR	DIGITAL INPUT
9	ANALOG INPUT	OR	DIGITAL INPUT
PIN CN2			
1	ANALOG INPUT	OR	DIGITAL INPUT
2	GND	OR	--
3	GND	OR	--
4	ANALOG INPUT	OR	DIGITAL INPUT
5	GND	OR	--
6	GND	OR	--
7	CAN H	OR	RS-485 D+
8	POWER SUPPLY	OR	--
9	ANALOG INPUT	OR	DIGITAL INPUT
10	CAN H	OR	RS-485 D-
11	POWER SUPPLY 5V – TRANSDUCER	OR	--
12	ANALOG INPUT	OR	DIGITAL INPUT



WE ARE TODAY.
WE ARE TOMORROW.
WE ARE GLOBUS!



Av.Pernambuco, 106 | Navegantes | Porto Alegre | Brasil
Fone: +55 51 3205 0555



Phone: +1 754 600 9882

www.globuselectronics.com

