

FOX

OEM

HVAC + R

CABIN / MUX



FOX



FOX
OLED DISPLAY



FOX
OLED DISPLAY CABIN



FOX
OLED DISPLAY CAN

MAIN FUNCTIONS

REFRIGERATION

CLIMATIZATION

CABIN CONTROL

MULTIPLEX

SPECIAL FUNCTIONS

CHARACTERISTICS

- Available as HMI - Human Machine Interface (CAN Bus)
- Highly customizable
- Personalized button symbols
- Customer logo on display
- Individual multicolored indicators
- 13 backlit rubber buttons keyboard
- RTC (Real Time Clock) with battery
- Function hourmeters
- Robust automotive connector
- OLED GRAPHIC DISPLAY 128x64px
- Diagnostics menu (data logger)
- Two temperature scales (°F or °C)
- 10 selectable languages via menu
- Bluetooth and Wi-Fi modules Interface


AVAILABLE FOR



MODERN AND ROBUST LINE OF CONTROLLERS DESIGNED TO PROVIDE THE MOST COMFORT TO THE USER

ALL FUNCTIONS ARE COMPLETELY CUSTOMIZABLE

- BUTTON POSITIONS
- OLED GRAPHIC DISPLAY



FOX

DISPLAY

- OLED GRAPHIC DISPLAY 128x64px
- Logo on display
- 10 Languages
- Selectable temperature scale (°F or °C)



BUTTONS

- PERSONALIZED 13 BUTTON KEYBOARD
- Personalized button symbols
- Intelligent functions lights
- Backlit
- Individual multicolored indicators



DISPLAY EXAMPLES

Menu



Function Pop-up



Hourmeters



Failure Description



CONFIGURATION OPTIONS

INPUTS / OUTPUTS: See product configuration table

COMMUNICATION: CAN Bus, Remote I/O network (through ECU), One Wire, Telematics

FUNCTIONS UNDER REQUEST



WI-FI



BLUETOOTH



CELL PHONE INTERFACE



CAN BUS



REMOTE I/O NETWORK



DATA LOGGER



CUSTOMIZABLE INTERFACES



HMI



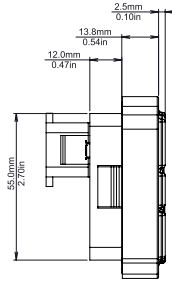
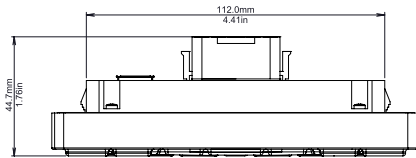
TECHNICAL DATA

FOX

OEM

HVAC + R

CABIN / MUX



SUGGESTED PANEL CUT OUT:
 MINIMUM THICKNESS = 1,0 mm [0,039 in]
 MAXIMUM THICKNESS = 3,0 mm [0,118 in]

Approximated weight: 160g

CONNECTORS



MATE-N-LOK 15 ways
 Part Number: 1-480710 - 0
 Terminal - PN: 350689-3
 Manufacturer: Tyco Electronics

TECHNICAL DATA

OPERATING VOLTAGE	12 VDC / 24 VDC
OPERATION VOLTAGE RANGE	10 VDC to 30 VDC
MAXIMUM VOLTAGE	32 VDC during 5 min
MAXIMUM CURRENT PER OUTPUT	500mA
OUTPUT SHORT-CIRCUIT	Protected
REVERSE POLARITY	Protected
OPERATING TEMPERATURE RANGE	-40°C to +85°C / -40°F to +185°F
STORAGE TEMPERATURE	-40°C to +85°C / -40°F to +185°F
TEMPERATURE SENSOR	NTC - 10k @ 25°C / 77°F
FRONTAL PROTECTION DEGREE	IP 54
COMMUNICATION	CAN-SAE J1939 / One Wire
MAXIMUM CURRENT CONSUMPTION	120 to 150mA *
STANDBY CONSUMPTION	50 to 100 mA *

* Consumption in stand by mode may vary depending on client specifications.
 We keep the right to update or change information regarding products without prior notice

RUBBERIZED, ROBUST AND CONFIGURABLE CONTROLLER CONCEPT*

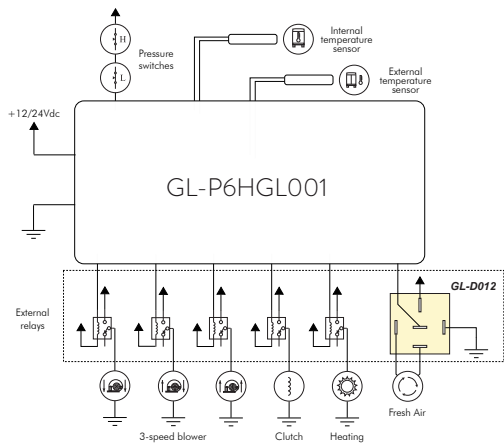
- HMI (Human Machine Interface) allows button state reading and LED writing
- CAN Bus communication
- Highly customizable
- Control software developed by customer



HVAC+R CONTROLLER CONCEPT | RUBBERIZED AND OLED GRAPHIC DISPLAY

*GL-P6HGL001

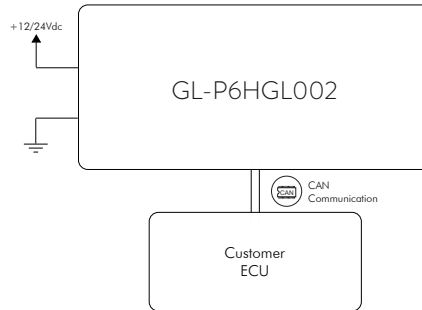
- 3 speed evaporator fan
- Automatic heating and refrigeration modes
- Pressure switch input
- Return temperature sensor input
- External temperature sensor input
- Clutch relay output
- Heating relay output
- Fresh air output



HVAC+R CONTROLLER CONCEPT | RUBBERIZED AND OLED GRAPHIC DISPLAY

GL-P6HGL002

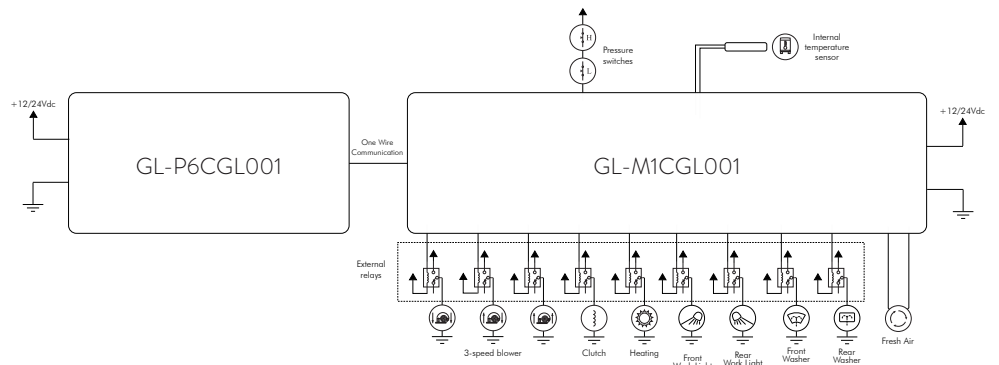
- HMI (Human Machine Interface) allows button state reading and LED writing
- CAN Bus communication with ECU
- Control software developed by customer



HVAC+R CONTROLLER CONCEPT | RUBBERIZED AND OLED GRAPHIC DISPLAY

GL-P6CGL001+MICGL001

- 3 speed evaporator fan
- Front and rear wiper nozzle
- Front and rear windshield wiper
- Front and rear work light
- Return temperature sensor input
- Pressure switch input
- Fresh Air output
- Clutch relay output
- Extension ECU (GL-MICGL001) One Wire communication



Choose the best options for your system

PIN	FOX POSSIBLE CONFIGURATIONS - HARDWARE						
1	ANALOG INPUT	OR	DIGITAL INPUT	OR	--	OR	--
2	ANALOG INPUT	OR	DIGITAL INPUT	OR	--	OR	--
3	DIGITAL OUTPUT NEGATIVE 0.5A	OR	PWM OUTPUT	OR	--	OR	--
4	ANALOG INPUT	OR	DIGITAL INPUT	OR	--	OR	--
5	GND	OR	--	OR	--	OR	--
6	GND	OR	--	OR	--	OR	--
7	POWER SUPPLY	OR	--	OR	--	OR	--
8	DIGITAL OUTPUT NEGATIVE 0.5A	OR	PWM OUTPUT	OR	CAN L	OR	--
9	DIGITAL OUTPUT NEGATIVE 0.5A	OR	PWM OUTPUT	OR	CAN H	OR	--
10	ANALOG INPUT	OR	DIGITAL INPUT	OR	--	OR	--
11	ANALOG INPUT	OR	DIGITAL INPUT	OR	--	OR	--
12	ONE WIRE	OR	DIGITAL INPUT	OR	--	OR	--
13	DIGITAL OUTPUT NEGATIVE 0.5A	OR	PWM OUTPUT	OR	--	OR	--
14	DIGITAL OUTPUT NEGATIVE 0.5A	OR	DIGITAL OUTPUT POSITIVE 0.5A	OR	BRIDGE H1	OR	PWM OUTPUT
15	DIGITAL OUTPUT NEGATIVE 0.5A	OR	DIGITAL OUTPUT POSITIVE 0.5A	OR		OR	PWM OUTPUT



WE ARE TODAY.
WE ARE TOMORROW.
WE ARE GLOBUS!



Globus
Electronics



Av.Pernambuco, 106 | Navegantes | Porto Alegre | Brasil
Fone: +55 51 3205 0555



Phone: +1 754 600 9882

www.globuselectronics.com

